

MY TORONTO PEARSON

ACTIVITY BOOK

Toronto Pearson





INSTRUCTIONS FOR CAREGIVERS

Toronto Pearson Airport provides a wide variety of accessible services and facilities designed to enable more choice and greater independence as you travel through. Visit www.TorontoPearson.com to learn more.

To make sure you have a safe and enjoyable trip, we recommend you **notify your airline** of your needs at least **48 hours before your flight**.

SUNFLOWER LANYARDS

Lanyards are available for passengers with invisible disabilities to help identify that they may need extra help or additional time while travelling.

Lanyards can be picked up at information counters in Terminals 1 and 3 or can be requested by mail, at least 14 days before travel. For more information, visit: <https://www.torontopearson.com/en/accessibility/sunflower-lanyards>.



MAGNUSCARDS

MagnusCards is an activity support app developed for autistic and neurodiverse people. The fun and free mobile app provides step-by-step visual, text and audio guidance for tasks at Toronto Pearson and many other activities of community living. Use MagnusCards to prepare for your flight, and to get from check-in to take off. Scan the QR code to the right download the free app and start your journey today.



Scan QR code to download the app. ▶



SAFETY REMINDERS FOR ALL TRAVELLERS

Stay with your group | Listen to Community Helpers

If posting photos of your trip to social media, be sure to request permission first. Don't forget to tag us with **#TorontoPearson**



WHO TO CALL IF YOU NEED HELP

Airport phone number: **416-AIRPORT** (247-7678)

Add your own contact number: _____



AIRPORT COMMUNITY HELPERS

Toronto Pearson provides a wide variety of accessible services and facilities. You may see some of these community helpers at the airport. You can ask them for help if you need it.



Pilot



Flight Attendants



Security



Airline Worker



Airport Staff



Police Officers

WELCOME!



Hi! Welcome to the airport.
My name is Lester.
I work at Toronto Pearson Airport, and
I am here to help you today.





BOARDING PASS



Write your name on the line:



**DRAW A PICTURE
OF YOURSELF**

AREAS OF THE AIRPORT

Here are some areas of the airport you'll see as you make your way to your plane.



Check in




Baggage drop off



Security screening



Departures



Waiting areas



Baggage claim

PREPARE FOR YOUR TRIP!

Let's look for some things you might be bringing on your trip! Search for and circle these words below.

BACKPACK

SUNGLASSES

SHOES

TOOTHBRUSH

HAT



S H O E S T F L L N
U I C F J O P K X R
N A P H K O B D X E
G S H A L T A E A P
L J M T Q H C R K P
A N O N Y B K P M S
S G U T H R P N F U
S U O H W U A I J H
E P R S I S C K Z C
S G V W T H K Q I V

PREPARE FOR YOUR TRIP!


Now that you're all packed and ready for the airport, find where you're going on the map below and colour it.



SUNFLOWER LANYARD


Visit the Information counter at Terminal 1 or 3 to get your Sunflower Lanyard. Remember to tell community helpers about your lanyard!

Colour this sunflower by the numbers.



NOW THAT YOU HAVE YOUR LANYARD, IT'S TIME TO FIND YOUR AIRLINE DESK.

Help Lester find his way to the airline counter.



Learn more about the Sunflower Lanyard by scanning this QR code:



GOING THROUGH SECURITY

To get on the plane we need to go through security.

Some things you might need to do at security:

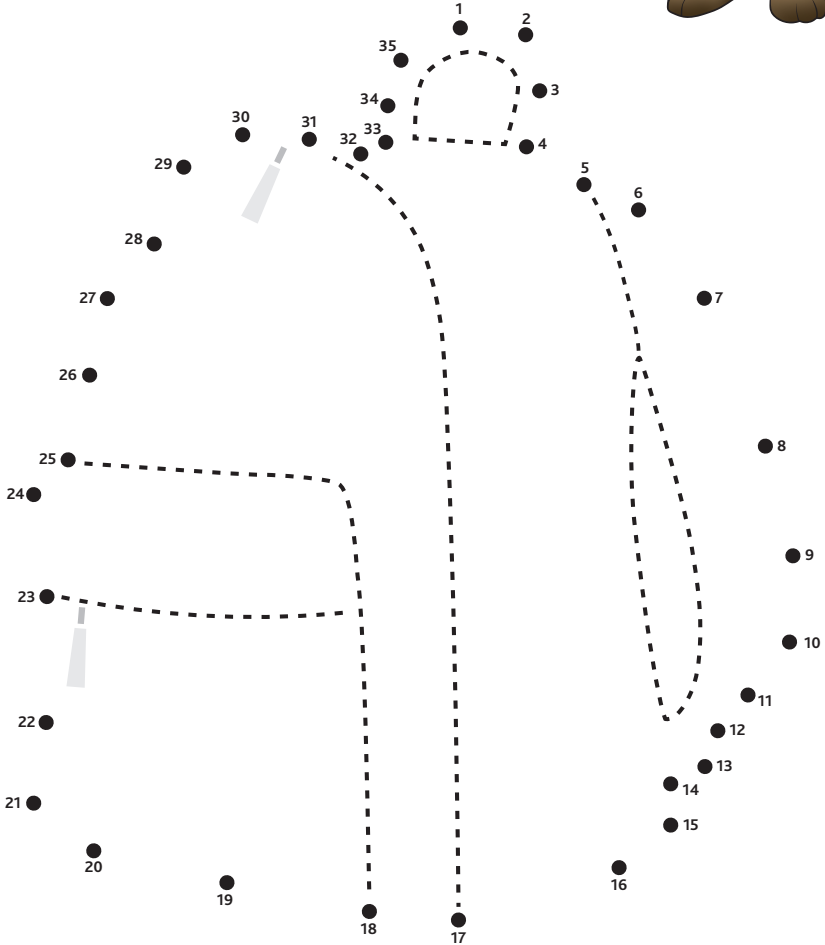
- Wait in a line
- Put your bag in a bin
- Walk through the metal detectors

Draw what you put into the security bin:



Remember to get all your things from the bin.

Connect the dots to draw a backpack.



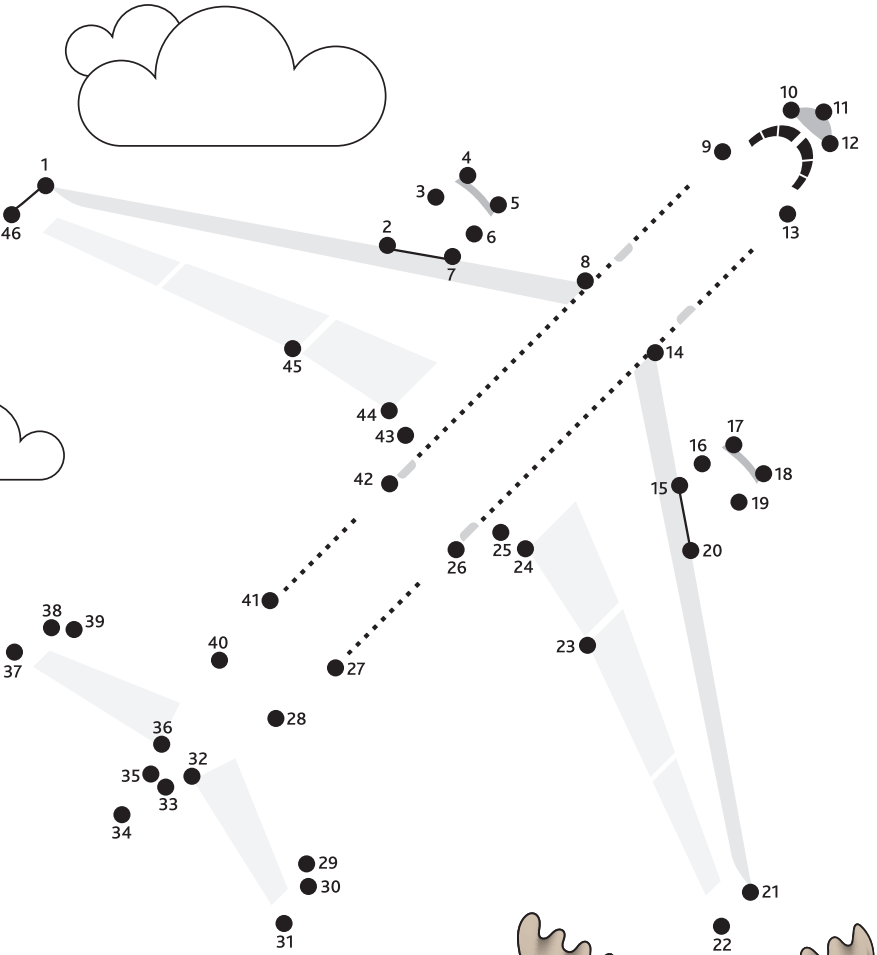
DID YOU KNOW?

Toronto Pearson has 24 bee hives. We call them YYbeeZ.
Colour the bees and flowers below!



DID YOU KNOW?

Toronto Pearson never closes. It is open 24/7, but we limit flights at night. Connect the dots to draw a plane!



DRAW YOUR VIEW



We hope you learned a lot while at the airport!
Have a great flight!