

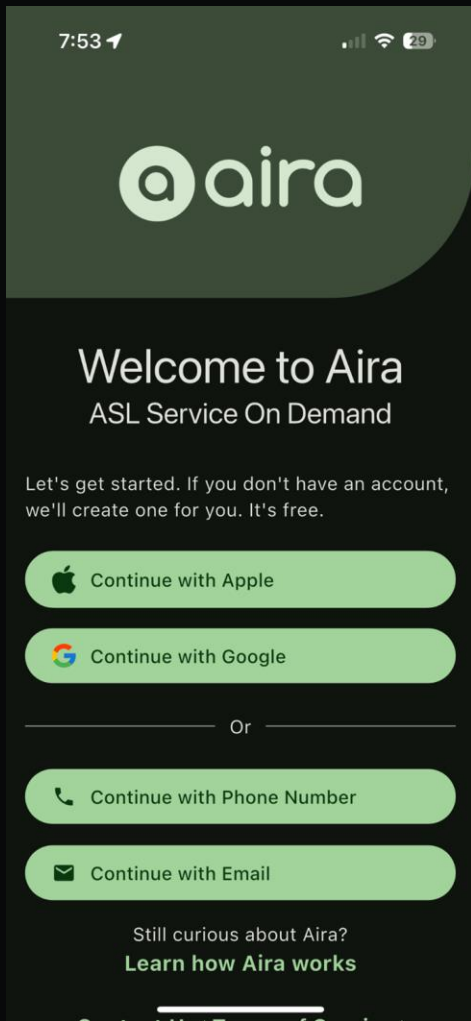


# Aira ASL

## Getting Started



*And I'm hoping you can help me check in and  
walk me through this process.*







[iOS Install Link](#)

[Google Play Install Link](#)

Tap Continue with Phone  
Number





7:54     29

<

## Continue with phone

Please enter your phone number to continue to our app.


Country code

 +1 

Phone number

(617) 905-8784

Continue

1	2 ABC	3 DEF
4 GHI	5 JKL	6 MNO
7 PQRS	8 TUV	9 WXYZ
+ * #	0	

Enter your mobile phone number and click continue.



Check your phone

Enter the 6-digit code sent to you at:

+1 (415) 342-5555

7 7 4 2 5

Loading

Didn't receive a code? [Resend code](#)

[Sign in another way](#)

Enter in the five digit code you receive.



Tap “Connect with an Aira Interpreter” to make a call.

When the Interpreter answers, you will see them on the screen.

They will see you using the front facing camera.

Start talking!

