



2016 Noise Management Statistics

CENAC Meeting February 22, 2017



Toronto Pearson

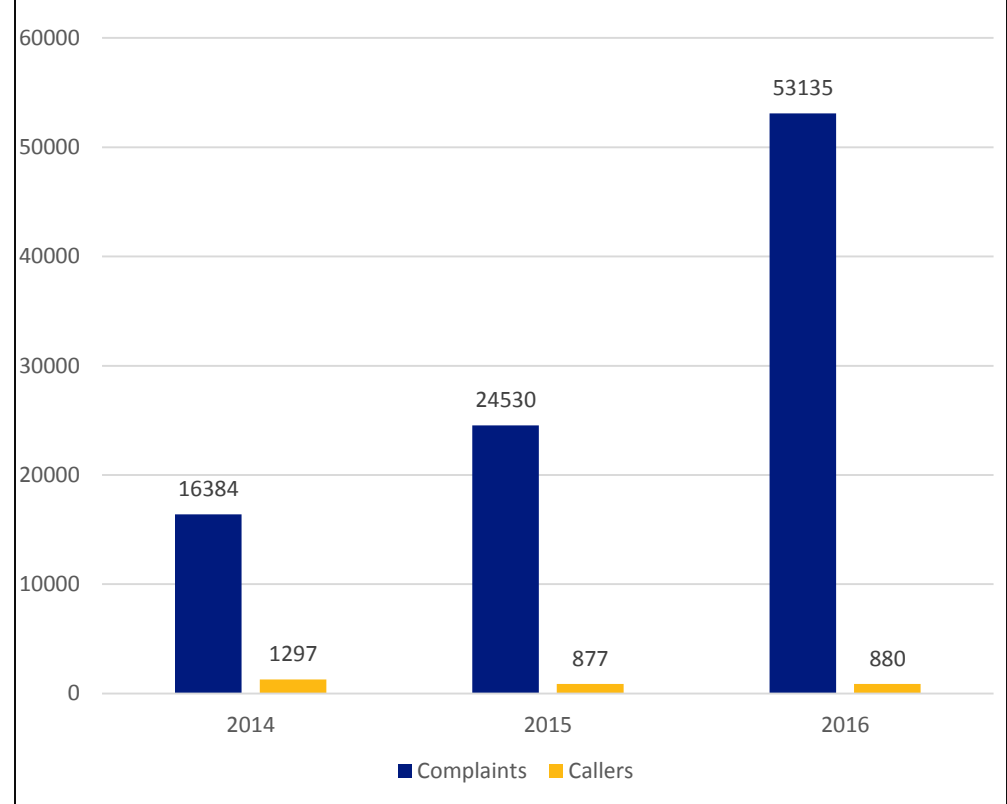
International Airport | Aéroport International

Complaints & Callers

**2016 Complaints and Callers
(By Month)**

MONTH	COMPLAINTS	CALLERS
January	4,163	99
February	5,232	96
March	4,845	137
April	4,431	145
May	4,972	168
June	3,846	195
July	6,326	159
August	5,248	200
September	4,176	202
October	2,866	162
November	3,207	135
December	3,823	102

**Noise Complaints and Callers
2016**



- Complaints increased by 116.5%
- Number of callers increased by 0.3%
- Although the number of callers are similar, over 500 of the 2016 callers did not call in 2015

Complaints & Callers

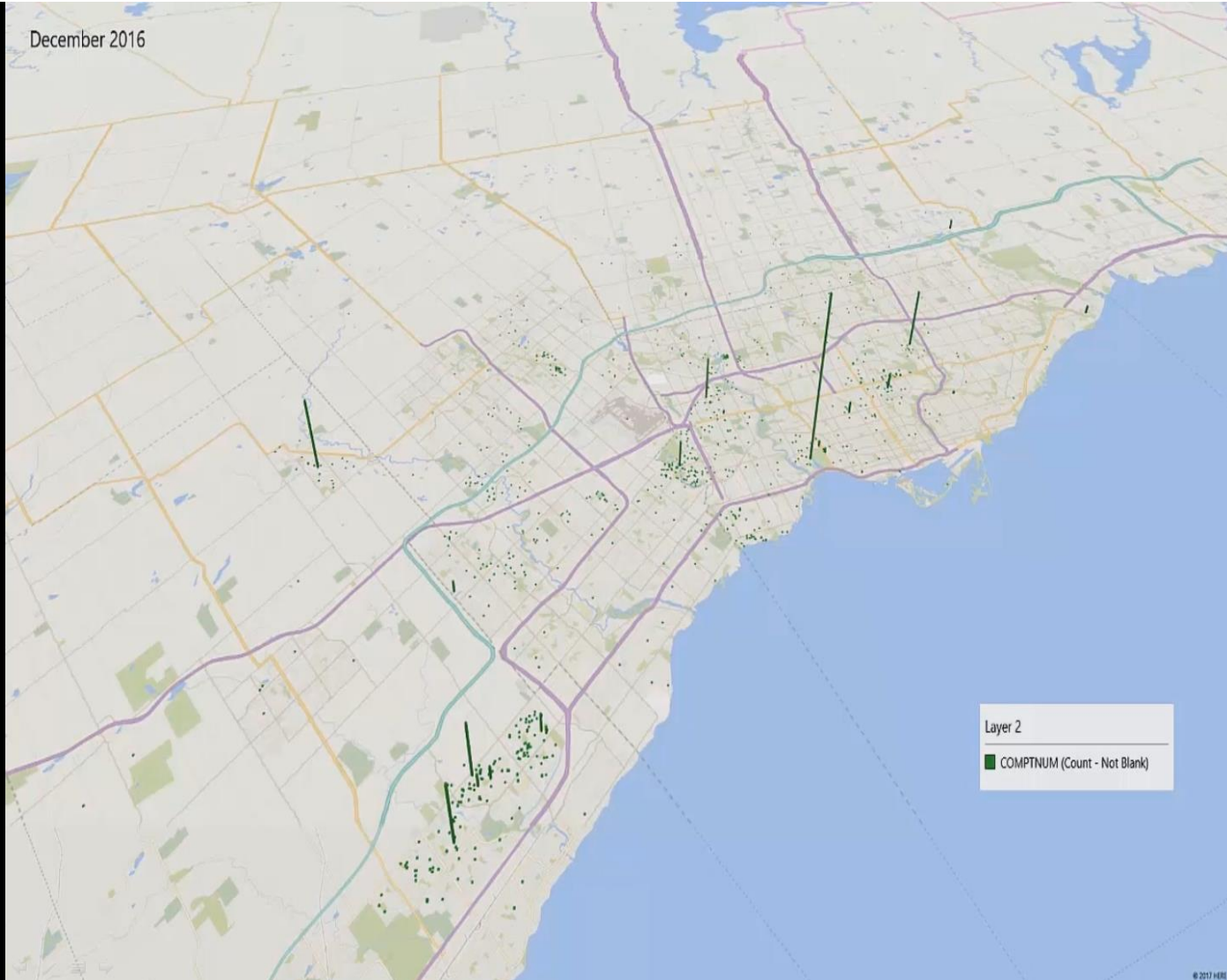
(2016 - By Federal Riding)

Federal Riding	Complaints	Callers
Beaches-East York	119	2
Bramalea - Gore - Malton	1	1
Brampton Centre	437	38
Brampton East	30	10
Brampton North	12	7
Brampton South	58	23
Brampton West	2	2
Burlington	1	1
Davenport	39	4
Don Valley East	5086	17
Don Valley North	6	3
Don Valley West	2276	47
Dufferin-Caledon	41	3
Eglinton-Lawrence	260	19
Etobicoke - Lakeshore	266	48
Etobicoke Centre	2918	109
Etobicoke North	2643	32
Humber River-Black Creek	89	48
King-Vaughan	92	18
Markham-Stouffville	858	2
Markham-Thornhill	8	4
Markham-Unionville	9	4

Federal Riding	Complaints	Callers
Mississauga Centre	5	4
Mississauga East-Cooksville	198	37
Mississauga-Bram. South	1	1
Mississauga-Erin Mills	40	13
Mississauga-Lakeshore	69	13
Mississauga-Malton	270	33
Mississauga-Streetsville	891	44
Oakville	2610	67
Oakville North-Burlington	11606	88
Parkdale-High park	14756	35
Richmond Hill	2	2
Scarborough Centre	6	2
Scarborough-Agincourt	1	1
Scarborough-Guildwood	2	2
Scarborough-Rouge Park	639	1
Spadina-Fort York	1	1
Thornhill	12	10
Toronto-Danforth	3	3
Toronto-St.Paul's	991	19
University-Rosedale	6	4
Vaughan-Woodbridge	207	9
Wellington-Halton Hills	5431	23
Willowdale	73	10
York Centre	16	6
York South-Weston	3	3
Grand Total	53135	880

2016 Complaints by Area

December 2016



Runway Movements & Complaints

January to December 2016

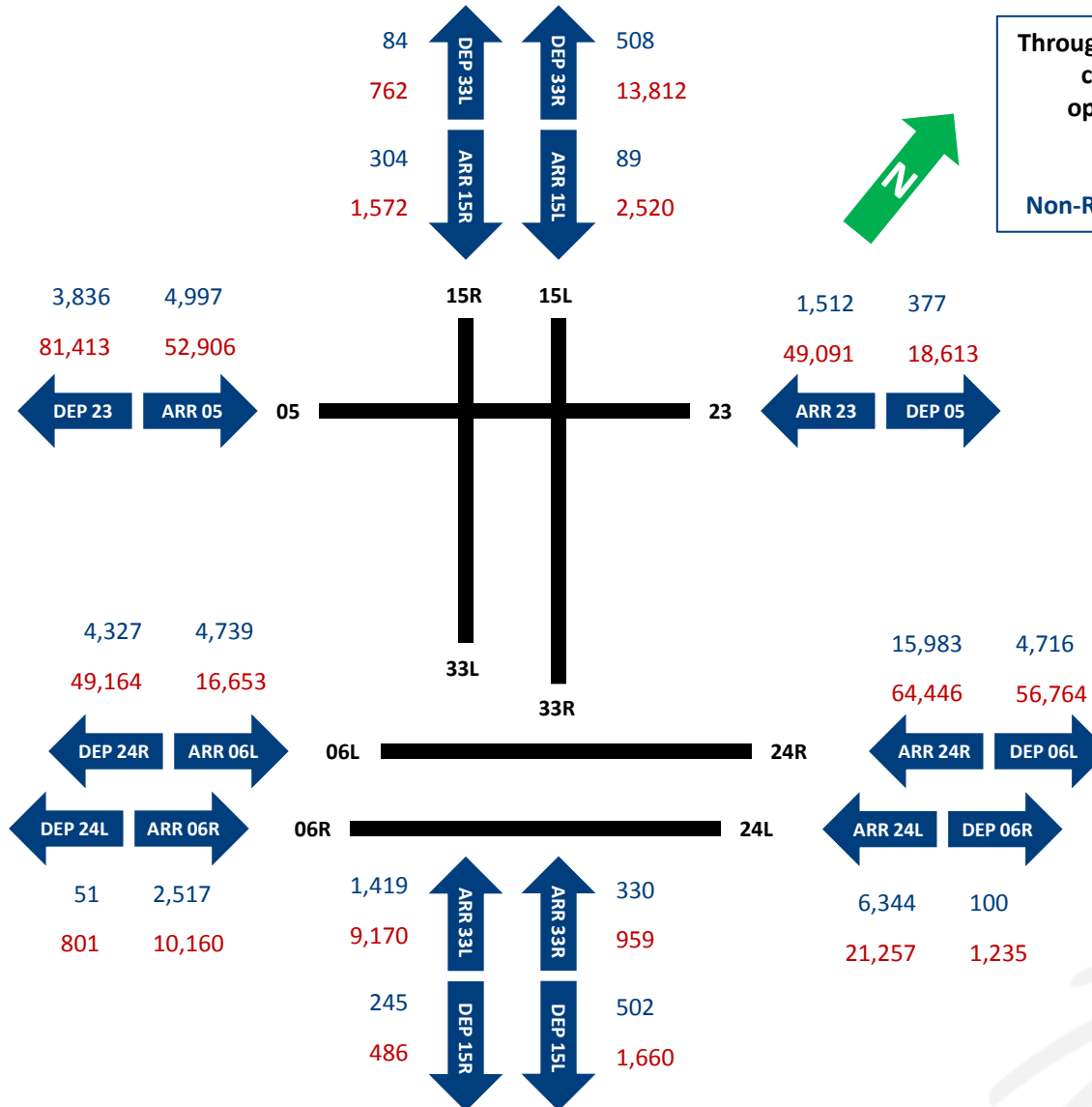
Complaints by Runway Movements
Total = 53,001

Runway Movements
Total = 453,444

72% of the complaints were for Arrivals

28% of the complaints were for Departures

Throughout the year, we also receive complaints against non-runway operations, including Helicopter, Instrument Landing Checks Overshoots, and Run Ups
Non-Runway Complaints Total = 134



Runway Movements & Complaints

January to December 2016 Restricted Hours (00:30 – 06:29)

* Report reflects runway movements – complaints for calendar year, not night flight budget year

Complaints by Runway Movements
Total = 2,724

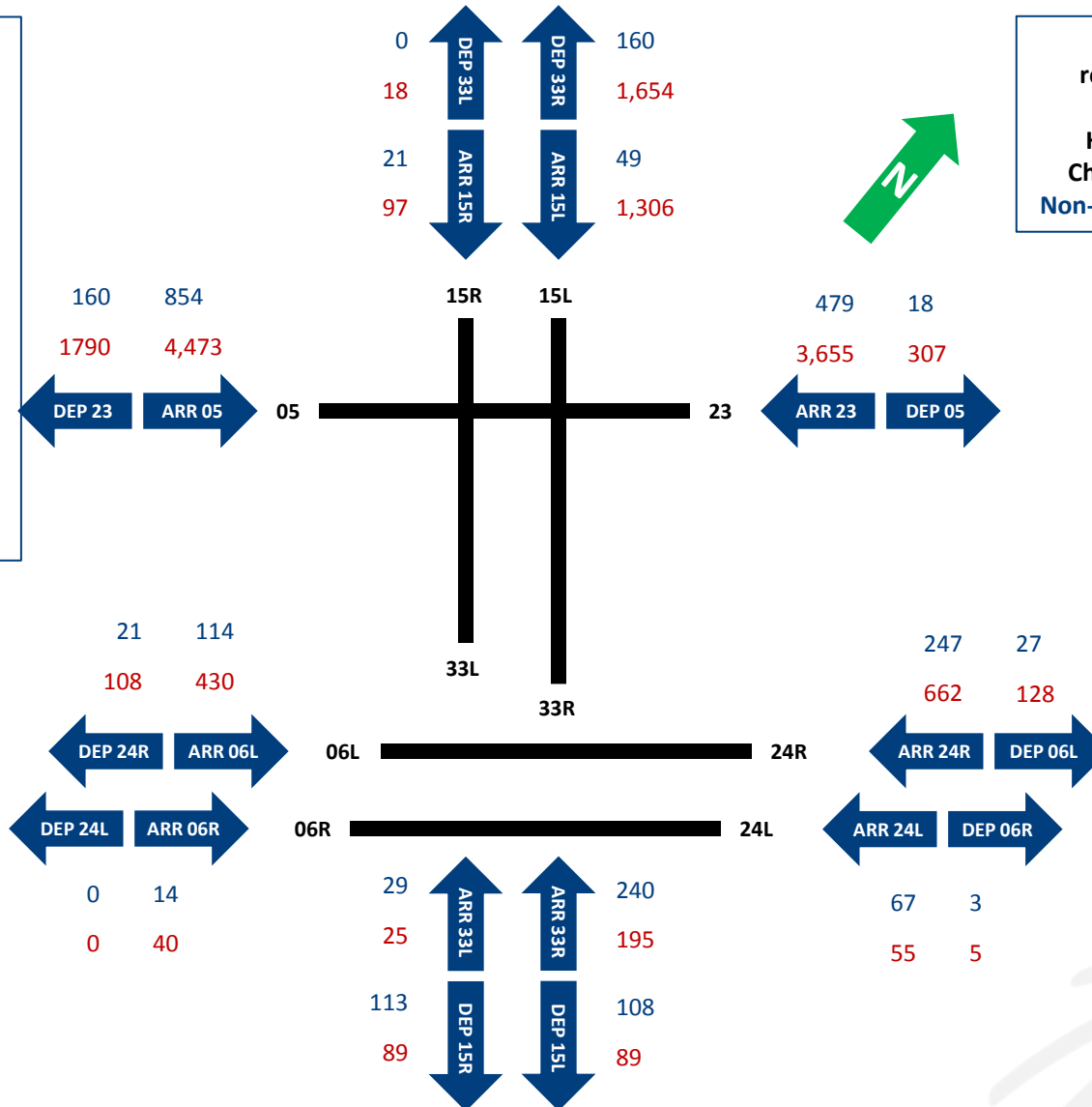
Runway Movements
Total = 15,126

78% of the complaints were for Arrivals

22% of the complaints were for Departures

5% of the overall complaints were during Restricted hours

Throughout the year, we also receive complaints against non-runway operations, including Helicopter, Instrument Landing Checks Overshoots, and Run Ups
Non-Runway Complaints Total = 38



2016 Enforcement Investigations

Noise Abatement Procedures

- All arrival and departure operations are monitored for compliance with the Noise Abatement procedures using rules set in the Airport Noise and Operations System
- Listen to voice recordings between pilot and NAV CANADA for possible explanation ie. weather avoidance, safety

Night Flight Restriction Program

- All flights that operate during the Restricted Hours (12:30am-6:30am) are verified against night flight schedule and day of operations approvals

Formal Investigation

- When there is no evidence or reasonable explanation for non-compliance to the Night Flight Restriction Program or the Noise Abatement procedures, details are forwarded to Transport Canada for their investigation and potential enforcement action

Type	GTA A Investigations	Sent to Transport Canada
Night Flight Restriction Program	127	8
Noise Abatement Procedures	29	2
Total	156	10

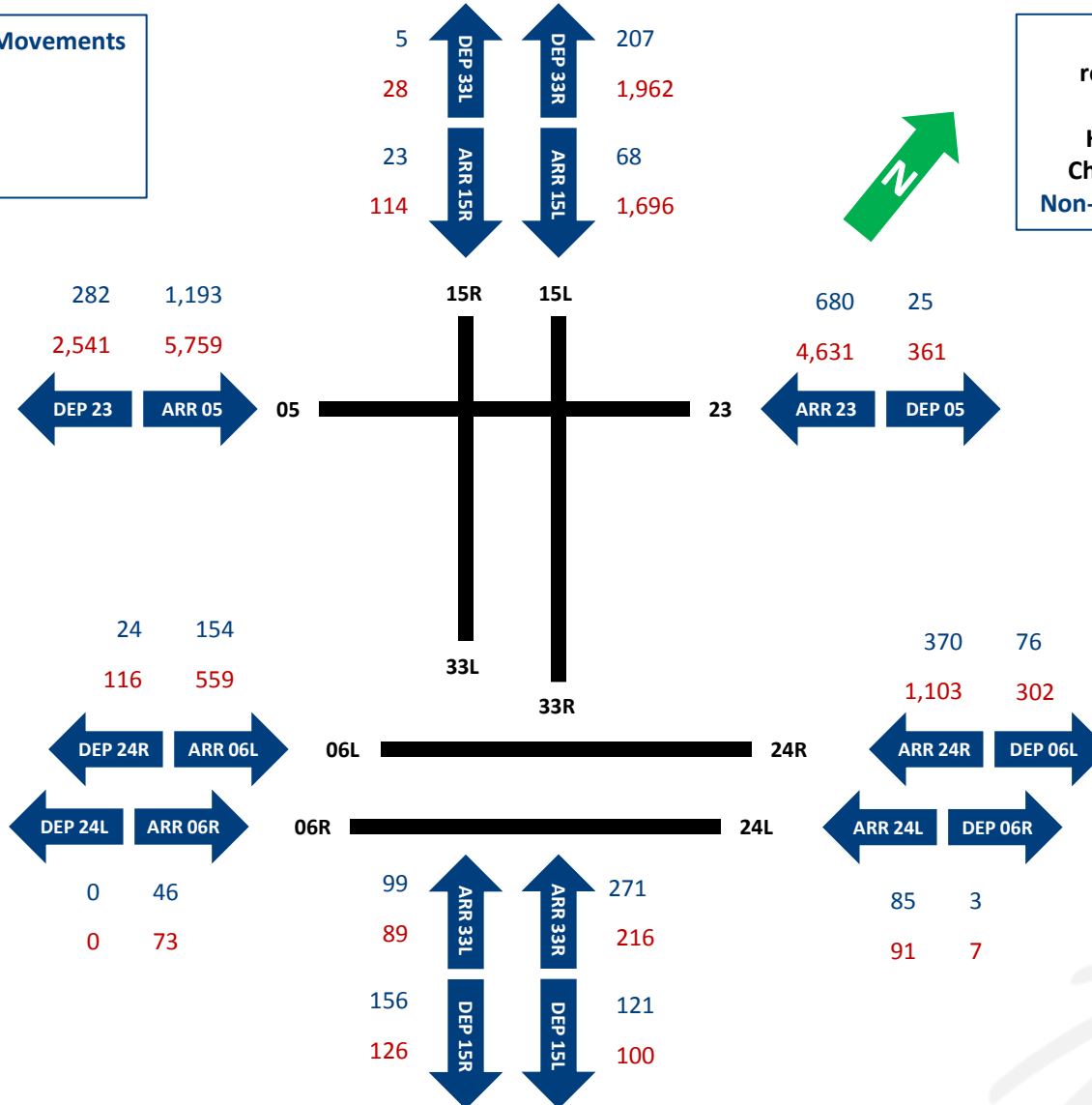
Runway Movements & Complaints

January to December 2016 – Preferential Hours (00:00 – 06:29)

Complaints by Runway Movements
Total = 3,895

Runway Movements
Total = 19,875

Throughout the year, we also receive complaints against non-runway operations, including Helicopter, Instrument Landing Checks Overshoots, and Run Ups
Non-Runway Complaints Total = 41



Operational Trials Updates

North South Early Jet Turns

Certain small jet aircraft are permitted to turn to course shortly after takeoff on the east/west runways between 07:00 and 23:00.

- This is standard procedure since 2005.
- During the trial, early turns are also permitted on the north/south runways.

From March 3, 2008 to December 31, 2016

- 2, 657 eligible jet aircraft (18%) participated
- 10 complaints are attributed to this trial.

Propeller Turns Extended Hours

Propeller aircraft are permitted to turn to course shortly after takeoff from any runway between the hours of 07:00 and 23:00.

- This is standard procedure since the 1970s.
- During the trial, prop turns are also permitted from 06:30 until 23:30.

From March 3, 2008 to December 31, 2016

- 3,840 props (88%) turned between 06:30 and 06:59
- 9,444 props (83%) turned between 11:01 and 11:30 p.m.
- 347 complaints are attributed to this trial.