

CENAC February 24, 2016



Toronto Pearson
International Airport | Aéroport International

Noise Statistics Update

COMMUNITY ENVIRONMENT AND NOISE ADVISORY COMMITTEE UPDATE



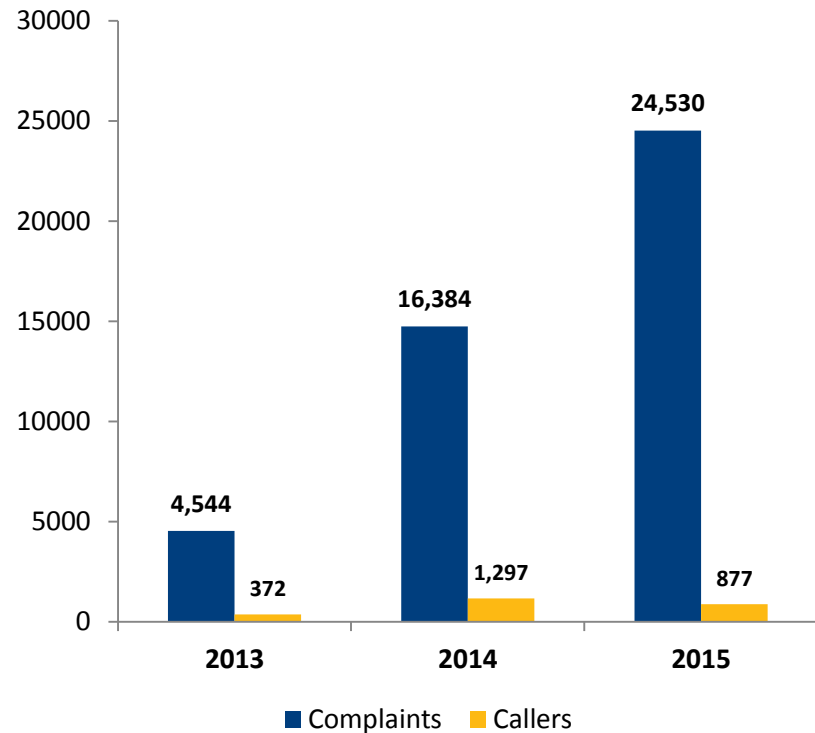
Toronto Pearson

Complaints & Callers

**2015 Complaints and Callers
By Month**

Month	Complaints	Callers
January	1,225	88
February	2,035	44
March	2,360	95
April	1,420	119
May	1,327	152
June	2,049	152
July	2,409	145
August	2,105	226
September	1,893	188
October	2,261	137
November	3,878	132
December	1,568	97

**Total Complaints and Callers
2013 - 2015**



Complaints & Callers

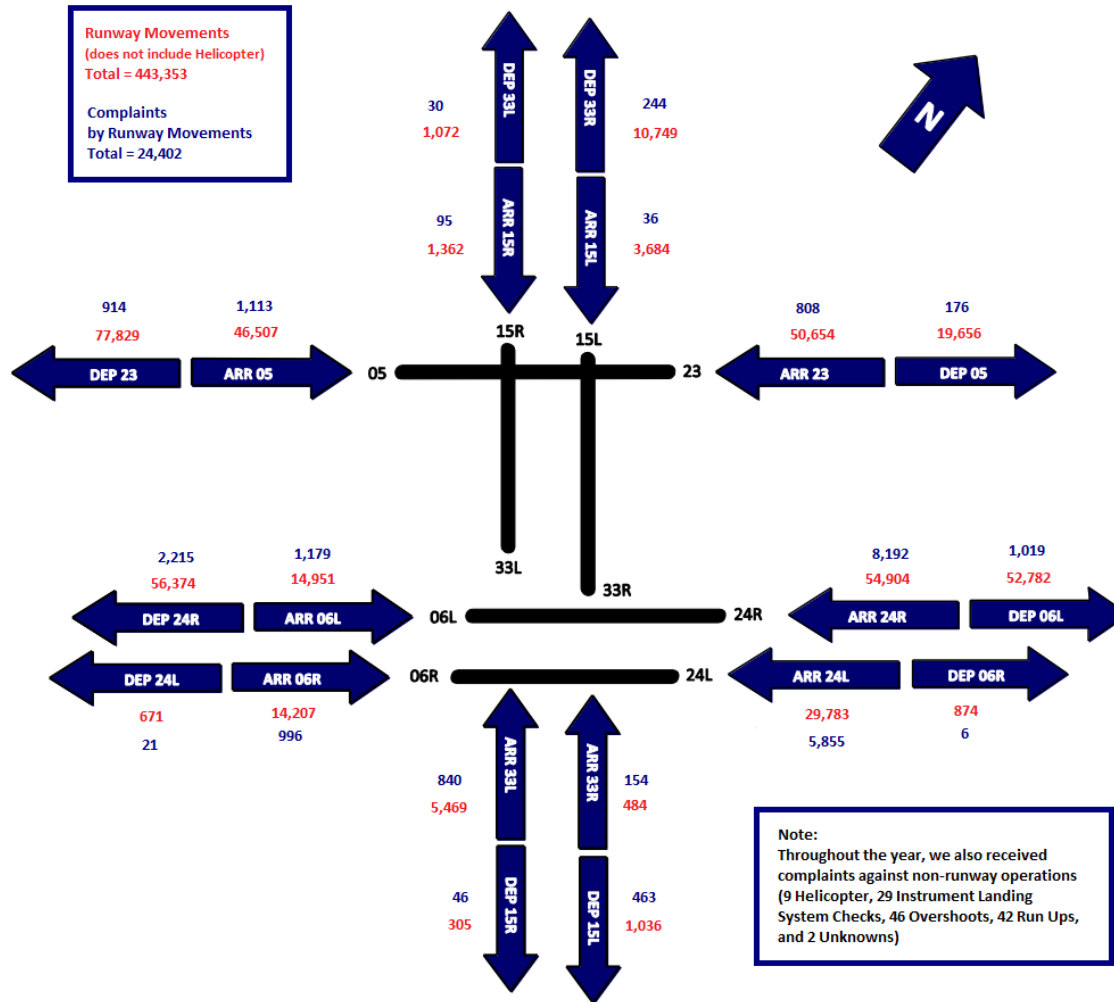
By Federal Riding

Riding	Complaints	Callers
Bramalea - Gore - Malton	347	28
Brampton	4	3
Brampton West	79	22
Brampton-Springdale	21	3
Davenport	304	4
Don Valley East (Est)	34	4
Don Valley West (Ouest)	547	33
Dufferin Caledon	6	4
Eglinton - Lawrence	177	7
Etobicoke - Lakeshore	85	22
Etobicoke Centre	3133	221
Etobicoke North (Nord)	171	30
Halton	2880	167
Markham - Whitchurch-Stouffville	1	1
Mississauga East (Est)	2	1
Mississauga East Cooksville	68	8
Mississauga South (Sud)	76	7
Mississauga West (Ouest)	1	1
Mississauga-Bram. South	466	38
Mississauga-Erindale	34	10
Mississauga-Streetsville	414	28

Riding	Complaints	Callers
Oak Ridges - Markham	2	2
Oakville	640	50
Parkdale - High Park	5387	27
Scarborough Southwest	2	2
St. Paul's	8915	42
Thornill	10	6
Toronto Centre	10	5
Toronto-Danforth	7	3
Trinity - Spadina	5	5
Vaughan	22	16
Wellington Halton Hills	588	35
Willowdale	18	5
York Centre	28	14
York South (Sud) - Weston	7	3
York West (Ouest)	39	20

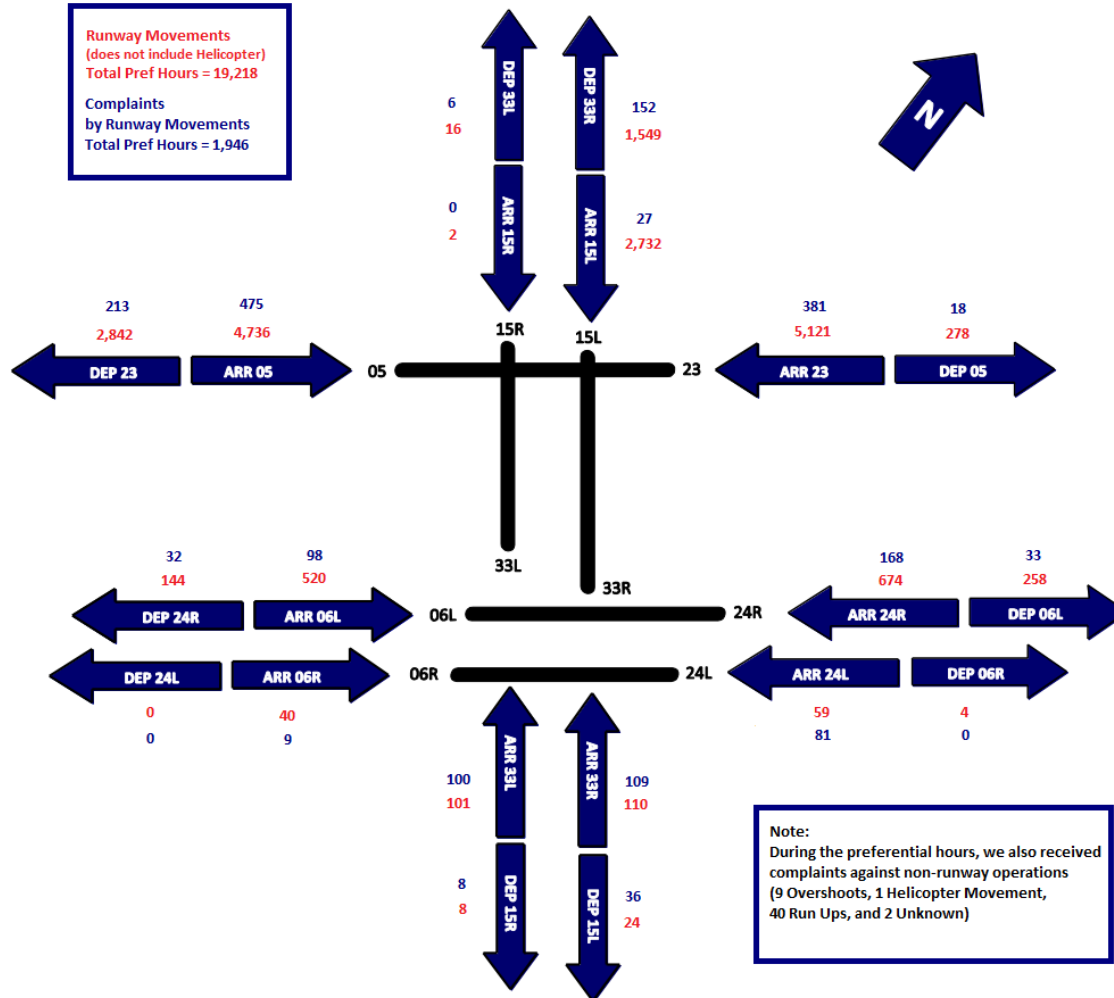
Runway Movements & Complaints

2015 Year Total – All Hours



Runway Movements & Complaints

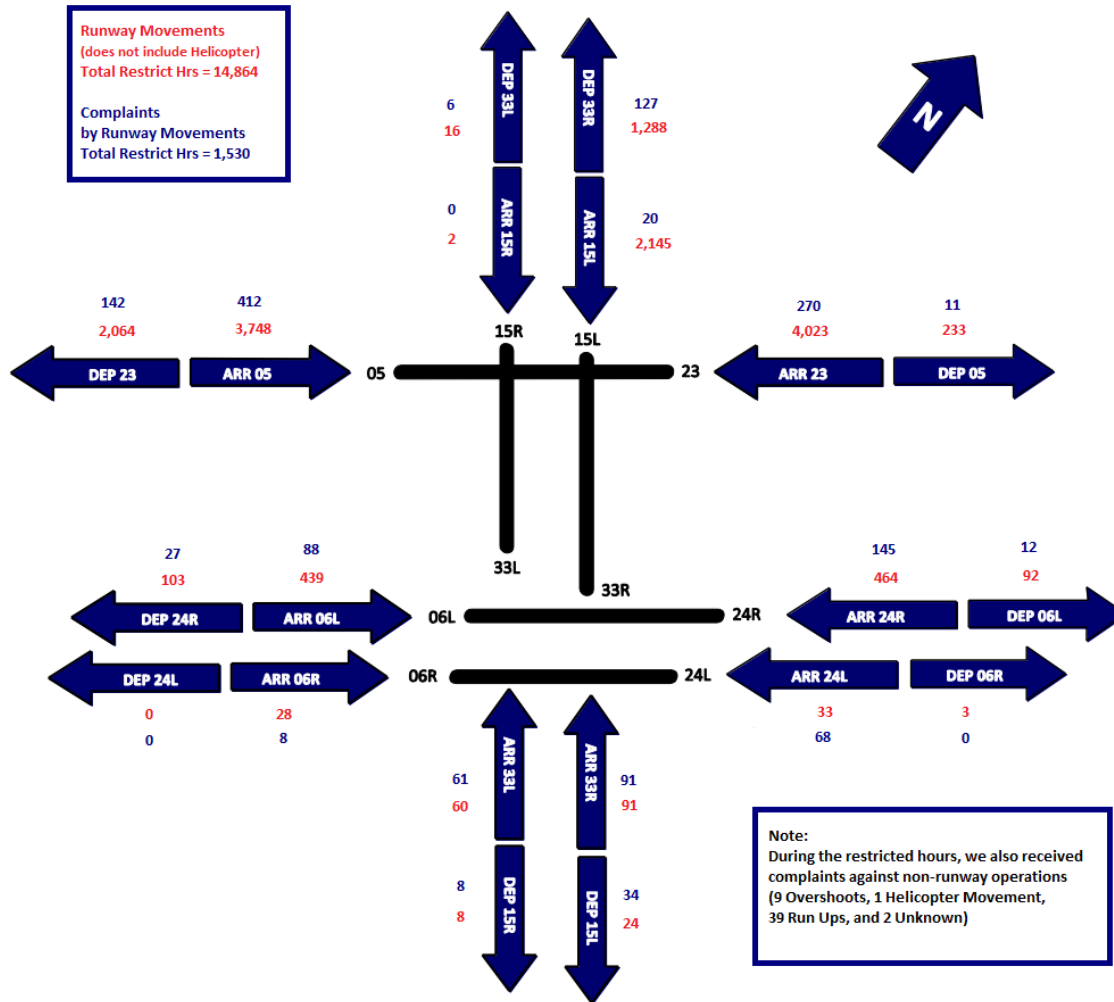
2015 Year Total – Preferential Hours (00:00 – 06:29)



Runway Movements & Complaints

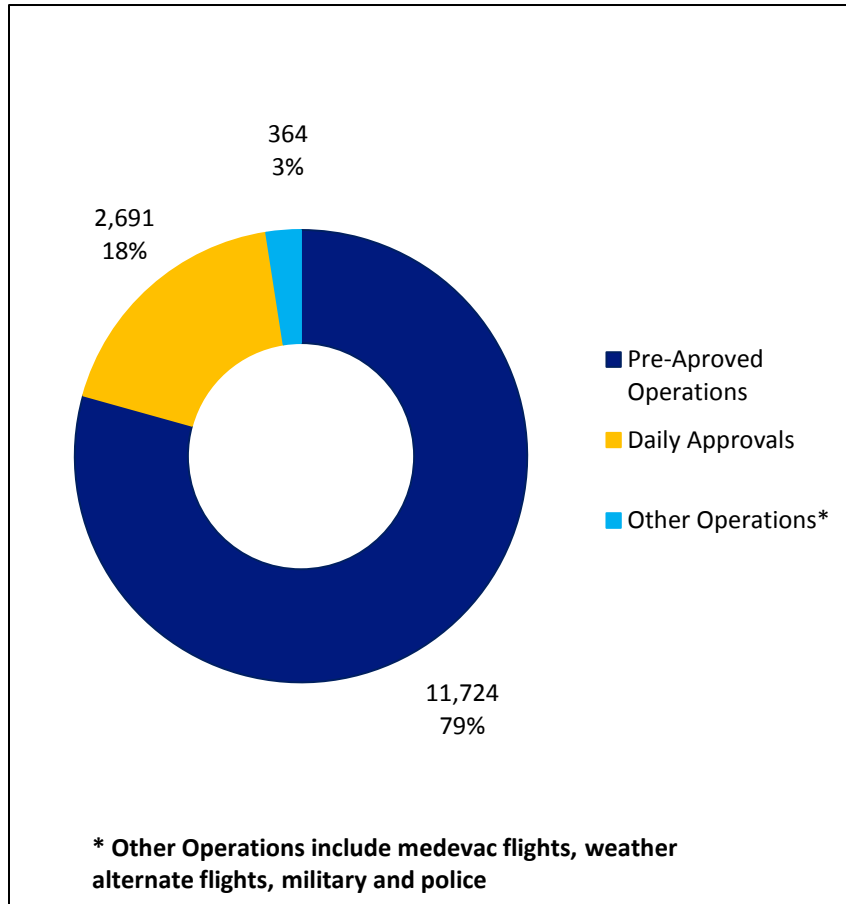
2015 Year Total – Restricted Hours (00:30 – 06:29)

* Report reflects runway movements – complaints for calendar year, not night flight budget year

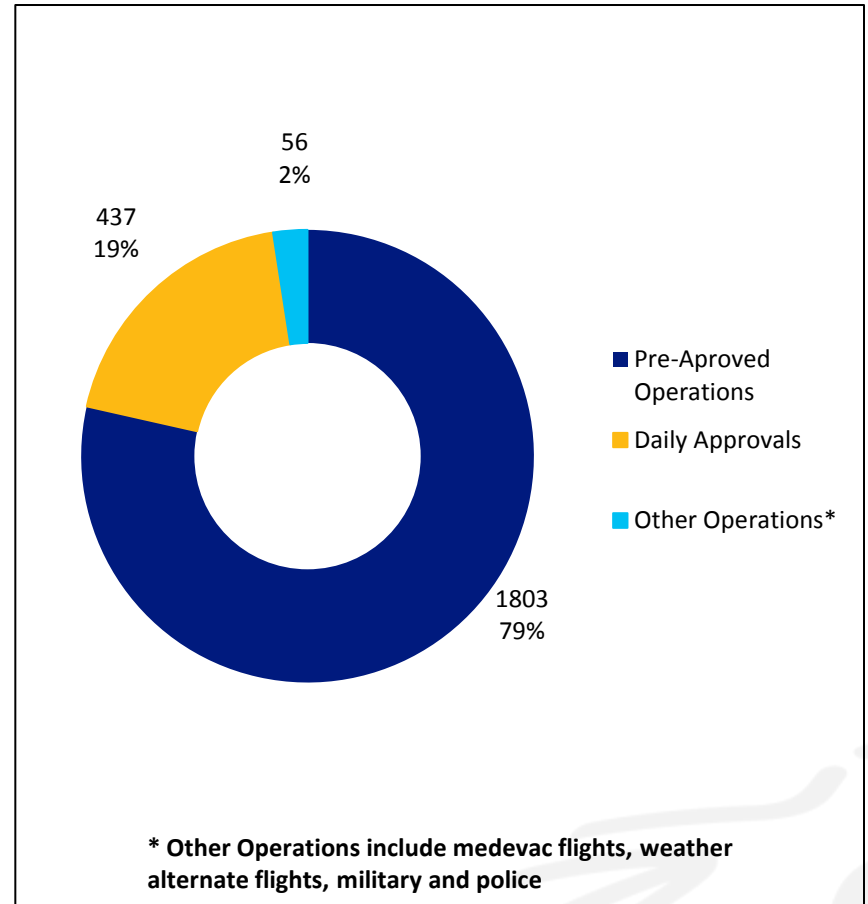


Restricted Hours Flights

2014-2015 Budget Year Total



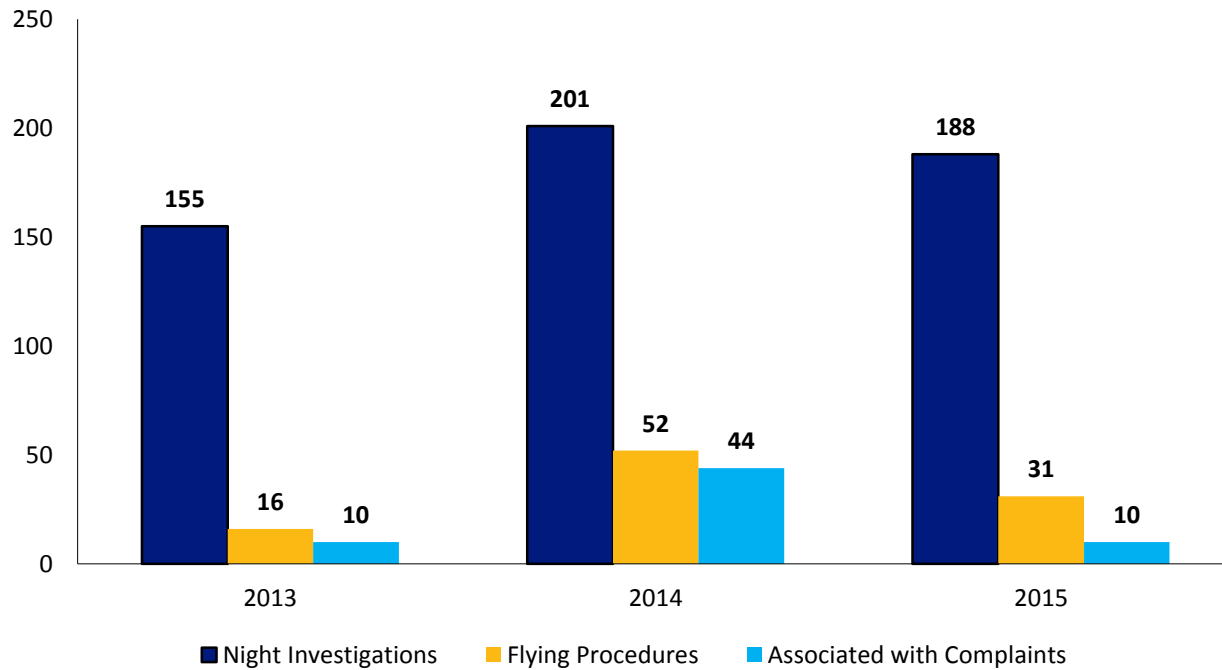
November 1 – December 31, 2015



Enforcement Investigations

2015 Year Total

Enforcement Investigations
January- December 2015



Operational Trials Updates

Early Jet Turns

Certain small jet aircraft are permitted to turn to course shortly after takeoff on the east/west runways between 07:00 and 23:00.

- This is standard procedure since 2005.
- During the trial, early turns are also permitted on the north/south runways.

From March 3, 2008 to December 31, 2015

- 2,467 eligible jet aircraft (19%) participated
- 9 complaints are attributed to this trial.

Propeller Turns Extended Hours

Propeller aircraft are permitted to turn to course shortly after takeoff from any runway between the hours of 07:00 and 23:00.

- This is standard procedure since the 1970s.
- During the trial, prop turns are also permitted from 06:30 until 23:30.

From March 3, 2008 to December 31, 2015

- 3,677 props (90%) participated between 6:30 and 6:59 a.m.
- 7,972 props (83%) participated between 11:01 and 11:30 p.m.
- 272 complaints are attributed to this trial.



Thank you



Toronto Pearson
International Airport | Aéroport International