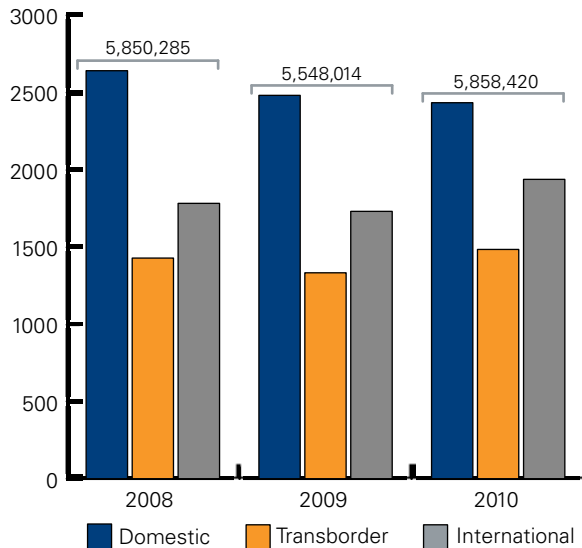


## Passenger Traffic at Toronto Pearson (August–September, 2008–2010)

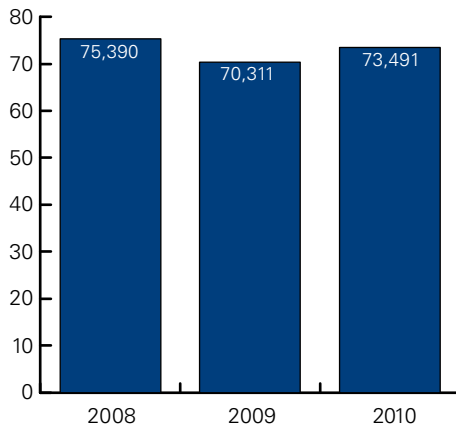
(in thousands)



**Note:** These numbers are estimates.

## Runway Movements at Toronto Pearson (August–September, 2008–2010)

(in thousands)



**Note:** These numbers are estimates.

## Toronto Pearson reduces fees for 2011

The GTAA has approved reductions to the Airport Improvement Fee (AIF) for connecting passengers and aircraft landing fees. Effective January 1, 2011, the AIF for connecting passengers will decrease from \$8 to \$4. Landing fees for cargo aircraft will be reduced by 4.3 per cent, the third reduction since January 2010. Terminal charges and landing fees for passenger aircraft will be reduced by 8.1 per cent and 4.5 per cent respectively.

## Air Services

On October 30, **Air Canada** launched daily CRJ705 service to New Orleans, La. For the winter season, Air Canada increased service on the following routes:

- Beijing, daily
- Shanghai, daily
- Phoenix, twice daily
- Fort Lauderdale, four times daily
- Mexico City, twice daily
- Munich, daily
- Bogota, four times weekly
- Tel Aviv, four times weekly

**WestJet** launched service to four new destinations during the winter season:

- New Orleans, four times weekly
- Palm Springs, twice weekly
- Grand Cayman, three times weekly
- Santa Clara, Cuba, weekly

On November 2, WestJet increased its Miami service to 10 times weekly for the winter season.

In addition, the following **WestJet** seasonal summer routes are now year-round service:

- Bermuda, three times weekly
- Puerto Vallarta, Mexico, weekly
- Samana, Dominican Republic, weekly

On October 31, **Air India** began direct non-stop service to Delhi, replacing its former one-stop service to Amritsar, India.

On October 31, **Cathay Pacific** increased Hong Kong service to 12 times weekly with B777 aircraft.

On November 1, **LAN Airlines** increased New York (JFK) and Santiago, Chile, service to five times weekly.

On November 1, **Thomas Cook Canada**, operated by Jazz, commenced extensive winter seasonal services to the Caribbean, to fill the gap left by Skyservice's withdrawal from the market.

On November 27, **Hainan Airlines** launched direct flights to Beijing three times weekly with A340 aircraft as Toronto Pearson's newest airline.



### **Etobicoke Creek Trail Opens**

The City of Mississauga, in partnership with the GTAA, officially opened the Etobicoke Creek Trail on September 23 with a ceremony held on the section of the trail that runs through Toronto Pearson lands.

The trail, which measures 11.2 kilometres, will eventually connect the Waterfront Trail along Lake Ontario to the Town of Caledon. Now anyone can walk, cycle, or jog through airport property.

### **Committee Updates**

On October 27, the **Consultative Committee on Taxicabs and Limousines** discussed the use of taxis and limousines during peak times to ensure that all drivers receive their fair share of traffic. They discussed the differences between taxis and limousines, and ongoing promotion of these services. The GTAA agreed to survey drivers and capture their feedback as important members of our airport community.

On November 10, the **Community Environment and Noise Advisory Committee (CENAC)** discussed the ongoing noise complaints in regard to air traffic over Toronto, and future traffic growth at Toronto Pearson.

Both committees provide an open forum for members and residents to meet with the GTAA and discuss related issues.

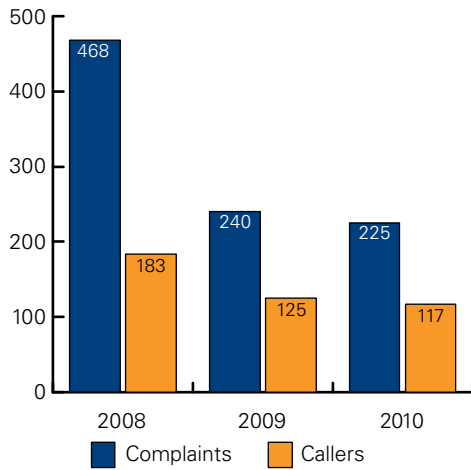
### **Arts and Culture**

Toronto artist Tara Cooper's *Weather Girl* installation is on display in Gallery 120 (near Gate 120, Domestic Departures) in Terminal 1. Based on an amateur meteorologist who collects weather-related stories and paraphernalia, the show includes an 11-foot weather station, historical weather devices, and a series of drawings based on a National Weather Service story.

*Red* is on display in Terminal 1, International Departures area. This show features jewellery from Toronto's Jewel Envy studio. Nine artists took inspiration from the colour red as they designed pieces that are whimsical, thought provoking, and beautiful.

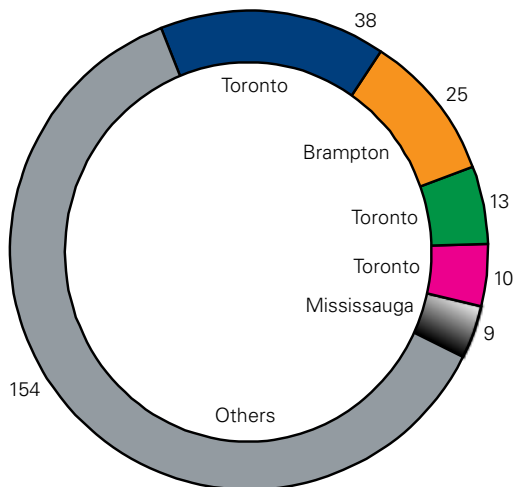
**Noise Complaints and Callers**

(August–September, 2008–2010)



**Top Five Callers vs. All Other Callers**

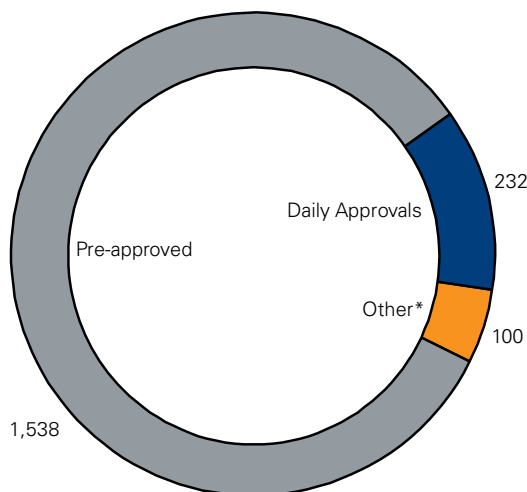
(August–September, 2010)



This chart shows the number of complaints made by our five most frequent callers, identified by location.

**Restricted Hours Flights**

(August–September, 2010)



\*Other operations include potential night violations, medevac flights, weather alternate flights, military and police

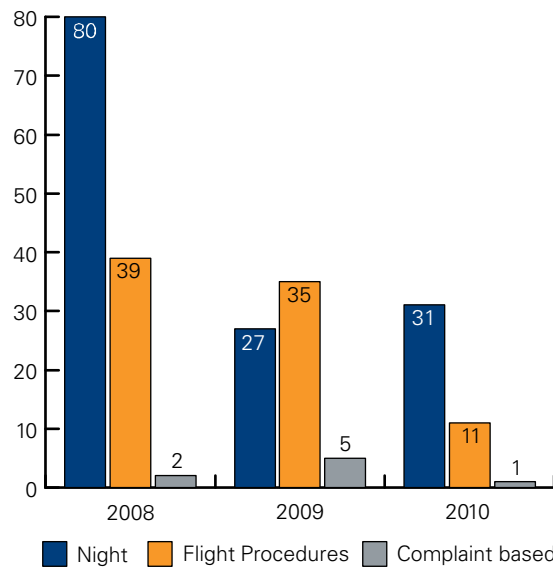
**Early Turn Trials**

The trial program allowing early turns on the north/south runways and extended prop turn hours continues, and related complaints are minimal.

Throughout the trial from March 3, 2008, to September 30, 2010, 1,340 eligible jet aircraft (21 per cent) conducted an early turn off the north/south runways, resulting in six complaints. During this time, 1,733 props (94 per cent) conducted early turns between the hours of 6:30 and 6:59 a.m., while 1,884 (85 per cent) initiated early turns between 11:01 and 11:30 p.m., resulting in 25 complaints.

**Enforcement Investigations**

(August–September, 2008–2010)



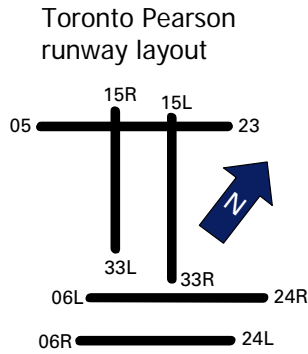
**Comparison of Aircraft Movements and Noise Complaints by Runway Operation**

From August to September, 2010, there were 73,491 aircraft movements at Toronto Pearson, resulting in 216 complaints, of which 93 were related to aircraft arrivals, and 123 were related to aircraft departures. In addition, 9 complaints were received that were unrelated to runway operation.

The following tables attribute noise complaints to various runway operations.

**Arrivals in Aug.–Sept., 2010**

Runway	Movements	Complaints
From east		
23	8,354	24
24R	9,128	15
24L	5,428	21
From south		
33R	47	3
33L	649	4
From west		
06R	3,319	1
06L	2,501	9
05	6,915	5
From north		
15R	132	9
15L	306	2
<b>Total</b>	<b>36,779</b>	<b>93</b>



**Departures in Aug.–Sept., 2010**

Runway	Movements	Complaints
To east		
05	3,297	9
06L	8,558	25
06R	91	0
To south		
15L	69	23
15R	0	0
To west		
24L	259	0
24R	9,667	7
23	13,019	33
To north		
33L	208	2
33R	1,544	24
<b>Total</b>	<b>36,712</b>	<b>123</b>